

Instructions and Parts List

3M-Matic™

P/N 78-8095-4861-9

Infeed Platform Attachment

Type 19500

For Use On:

"3M-Matic" 800asb

Adjustable Case Sealer

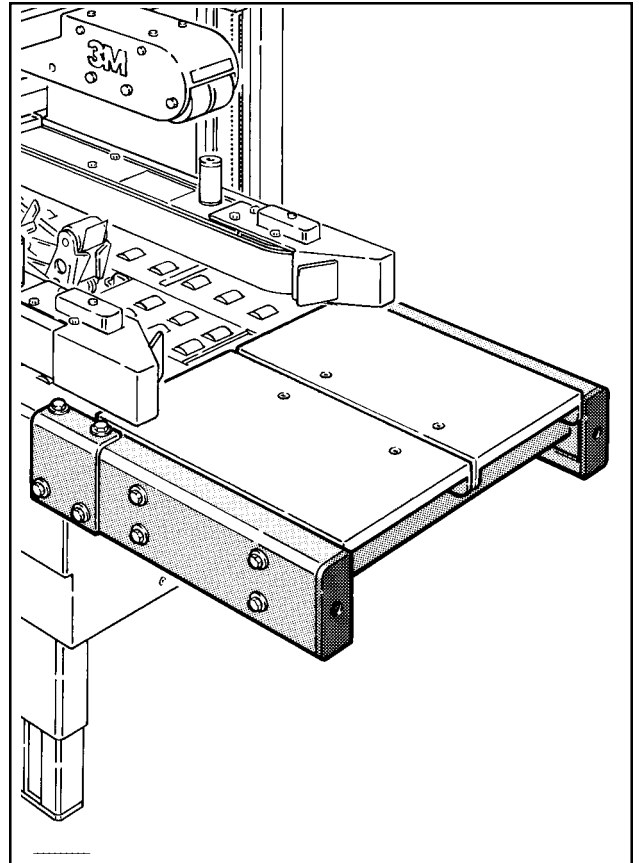
Purpose of Attachment

The Infeed Platform Attachment when installed on the infeed end of a case sealer, provides additional platform surface for non-conveyor operations.

Specifications

Infeed Platform Attachment Consists of:

Quantity	Description
1	Platform Assembly
2	Bracket – Platform
12	Screw M8 x 16
8	Washer – Plain, 8 mm



Infeed Platform Attachment

Shown installed on 800asb Case Sealer

Overall Dimensions:

Length – 455 mm [18 inches]
Height – 130 mm [5 inches]
Width – 625 mm [24-1/2 inches]

Weight:

Packaged – 11.8 kg [26 lbs]
Unpackaged – 11.3 kg [25 lbs]

Installation Instructions



WARNING – Turn "Off" electrical power and disconnect air supply to the machine before beginning installation. Failure to do so could result in injury to personnel or damage to the machine.

Platform Installation

1. Remove the platform and the package of parts from the carton.
2. Verify that the package contains two platform brackets, twelve M8 x 16 hex head screws, and eight 8 mm plain washers.
3. To attach the platform, refer to Figure 1, and locate four screw holes on the end of the case sealer frame.
4. Insert a hex head screw (M8 x 16) in each hole so that only a few threads take hold. **Do not use washers with these screws.**
5. Attach the platform over the screws using the inverted keyholes in the end of the platform. Tighten all four screws with a 13 mm wrench.
6. Refer to Figure 2. Set the platform bracket over the joint between the platform and the case sealer frame on each side and secure them with four M8 x 16 hex head screws and washers.

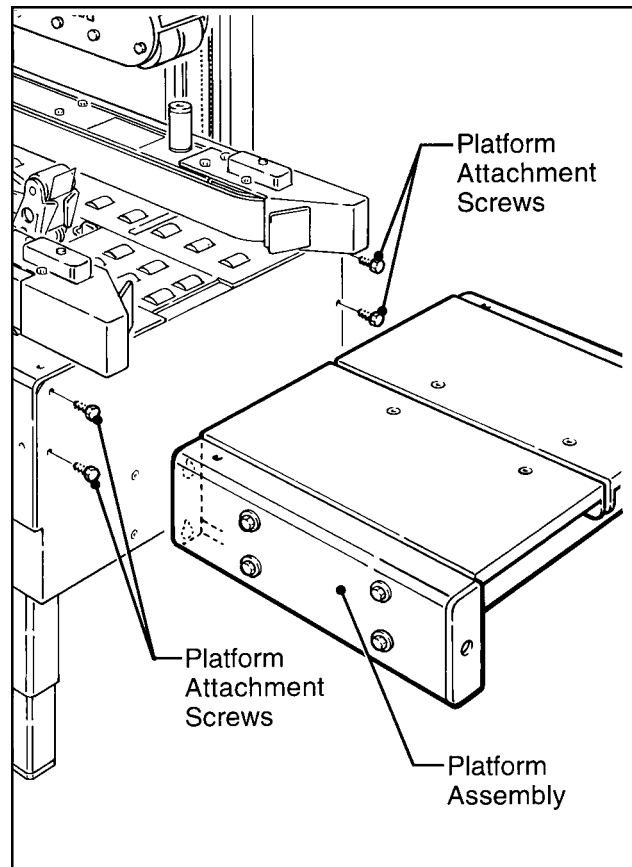


Figure 1 – Platform Installation

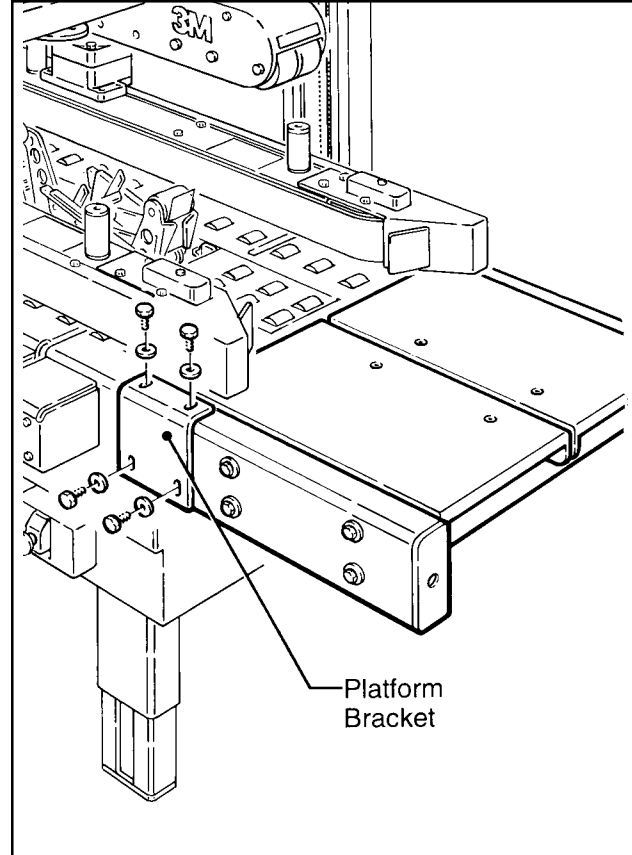


Figure 2 – Platform Bracket Installation

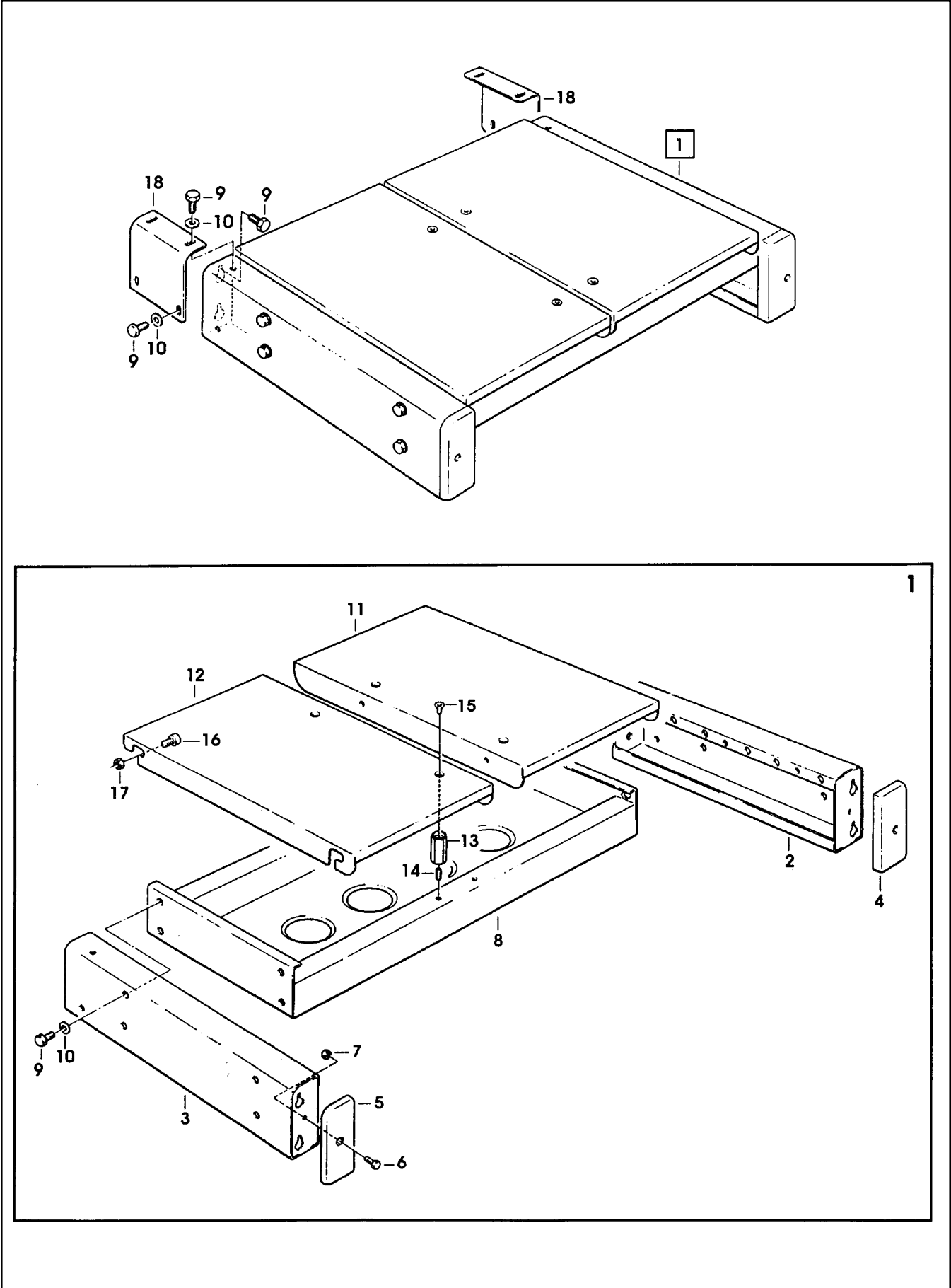


Figure 3 – Parts Illustration (Parts List on Back Page)

Replacement Parts List

Ref No.	Part Number	Description
1	78-8094-6347-0	Platform Assembly
2	78-8076-4509-4	Frame – R/H
3	78-8076-4510-2	Frame – L/H
4	78-8076-4511-0	Cap – Front, R/H
5	78-8076-4512-8	Cap – Front, L/H
6	78-8032-0375-7	Screw – Hex Hd, M6 x 16
7	78-8010-7418-4	Nut – Hex, M6
8	78-8094-6348-8	Plate – W/Rod
9	26-1003-5841-0	Screw – M8 x 16

Ref No.	Part Number	Description
10	78-8017-9318-9	Washer – Plain, 8 mm
11	78-8094-6349-6	Platform – R/H
12	78-8094-6350-4	Platform – L/H
13	78-8094-6351-2	Spacer
14	78-8094-6352-0	Set Screw – M6 x 14
15	26-1002-3866-1	Screw – Flat Hd
16	78-8091-0656-6	Screw – Hex Soc Hd, M8 x 12
17	26-1000-1347-8	Nut – Hex, M8
18	78-8076-4514-4	Bracket – Platform

How To Order Replacement Parts

1. Refer to parts illustration to find part needed and reference number.
2. Refer to parts list for correct part number.
3. Order by part number, description, attachment part number and name.
4. Replacement parts and part prices available direct from:

3M/Tape Dispenser Parts
241 Venture Drive **800/344 9883**
Amery, WI 54001-1325 **FAX #715/268 8153**

Minimum billing on parts orders will be \$25.00 – Replacement part prices available on request.
 \$10.00 restocking charge per invoice on returned parts.

Note: Outside the U.S. contact the local 3M subsidiary for parts ordering information.

Equipment Warranty and Limited Remedy: THE FOLLOWING WARRANTY IS MADE IN LIEU OF ALL OTHER WARRANTIES, EXPRESS OR IMPLIED, INCLUDING, BUT NOT LIMITED TO, THE IMPLIED WARRANTY OF MERCHANTABILITY, THE IMPLIED WARRANTY OF FITNESS FOR A PARTICULAR PURPOSE AND ANY IMPLIED WARRANTY ARISING OUT OF A COURSE OF DEALING, A CUSTOM OR USAGE OF TRADE:

3M warrants that its **3M-Matic™ P/N 78-8095-4861-9 Infeed Attachment, Type 19500**, will be free from defects for ninety (90) days after delivery. If any part is proved to be defective within the warranty period, then the exclusive remedy and 3M's and seller's sole obligation shall be, at 3M's option, to repair or replace the part, provided the defective part is returned immediately to 3M's factory or an authorized service station designated by 3M. A part will be presumed to have become defective after the warranty period unless the part is received or 3M is notified of the problem no later than five (5) calendar days after the warranty period. If 3M is unable to repair or replace the part within a reasonable time, then 3M, at its option, will replace the equipment or refund the purchase price. 3M shall have no obligation to provide or pay for the labor required to install the repaired or replacement part. 3M shall have no obligation to repair or replace (1) those parts failing due to operator misuse, carelessness, or due to any accidental cause other than equipment failure, or (2) parts failing due to non-lubrication, inadequate cleaning, improper operating environment, improper utilities or operator error.

Limitation of Liability: 3M and seller shall not be liable for direct, indirect, special, incidental or consequential damages based upon breach of warranty, breach of contract, negligence, strict liability or any other legal theory.

The foregoing Equipment Warranty and Limited Remedy and Limitation of Liability may be changed only by a written agreement signed by authorized officers of 3M and seller.



3M Packaging Systems Division
 3M Center, Building 220-8W-01
 St. Paul, MN 55144-1000

"3M-Matic" is a registered trademark of 3M,
 St. Paul, Minnesota 55144-1000

Litho U.S.A.

© 3M 2001 44-0009-1886-0(B21.0)